






















Event 1: Fly Accuracy
Men

Rank	Start No.	Name	Category	Nation	Points	Time	Final	
							Points	Time
1.	28	LEXA Patrik		 CZE	100	02:36,0	100	01:45,4
2.	15	KLÄUSLER Markus		 SUI	100	02:08,9	100	01:50,5
3.	16	SCHWARZ Markus		 SUI	100	02:36,8	100	02:29,8
4.	19	KUZA Jacek		 POL	100	04:03,5	95	01:16,7
5.	33	GATTERMAIER Werner		 AUT	100	03:02,4	95	02:12,5
6.	31	HNÍZDIL Michal		 CZE	100	03:05,3	90	01:41,6
7.	20	NOGA Marek		 POL	100	04:20,8	90	02:21,8
8.	51	BROVET Bruno		 CRO	95	01:55,9	80	01:58,4
9.	50	OŽBOLT Goran		 CRO	95	02:01,2		
10.	22	TARGOSZ Włodzimierz		 POL	95	02:35,2		
11.	62	OBARA Seiji		 JPN	95	02:36,5		
12.	26	LUXA Jan		 CZE	95	02:36,9		
13.	52	KAVELJ Petar		 CRO	95	02:38,0		
14.	2	NAGEL Jens		 GER	95	02:47,4		
15.	32	LAY Gerhard		 AUT	95	02:58,0		
16.	3	STEIN Ralf		 GER	95	03:00,0		
17.	18	HÄSSIG Reto		 SUI	95	03:13,9		
18.	9	MICHALIK Karol		 SVK	95	03:30,1		
19.	11	MIKULA Karol		 SVK	95	03:30,7		
20.	12	KONKOL Pavol		 SVK	95	03:49,9		
21.	4	VISSER Wiebold		 GER	95	03:56,1		
22.	5	EBELING Olaf		 GER	95	04:09,2		
23.	60	OKAMOTO Kenji		 JPN	90	01:28,7		
24.	27	LUXA Josef		 CZE	90	02:25,6		
25.	17	LUSI Gerhardt		 SUI	90	02:30,0		
26.	34	MEINDL Harald		 AUT	90	02:43,7		
27.	30	KREJČÍ Miloslav		 CZE	90	02:49,7		
28.	6	BRÖSCH Michael		 GER	90	02:49,8		
29.	1	MAIRE-HENSGE Heinz		 GER	90	02:50,6		
30.	61	KATO Shinji		 JPN	90	02:52,1		
31.	49	TURK Marino		 CRO	90	02:59,9		
32.	21	STOPA Pavel		 POL	90	03:05,0		
33.	29	KOBLIHA Karel		 CZE	90	03:29,1		
34.	67	ROMANOVSKIS Aleksandras		 LIT	90	03:50,4		
35.	46	KRANSBERG Gustav		 SWE	85	01:23,2		
36.	48	POPOVIČ Marko		 CRO	85	02:12,7		
37.	68	PRISMANTAS Kristupas		 LIT	85	02:21,2		
38.	43	STEVANOVIĆ Dušan		 SLO	85	02:26,8		
39.	47	WÄNLUND Håkan		 SWE	85	02:27,0		
40.	55	GUSTAVSEN Thorgeir		 NOR	85	02:43,9		
41.	13	VALÁŠEK Tomáš		 SVK	85	03:02,6		
42.	53	MITTEL Henry		 USA	85	03:36,5		
43.	45	ERICSON Ola		 SWE	80	01:48,0		
44.	36	BAGUE Presas Rafael		 ESP	80	02:01,6		
45.	70	SVIRBUTAVICIUS Marijonas		 LIT	80	02:13,9		
46.	10	MÉSZÁROS Jan		 SVK	80	02:55,9		
47.	14	MÉSZÁROS Juraj		 SVK	80	04:22,0		
48.	24	GRYWOCZ Damian		 POL	75	01:51,8		
49.	23	PAPRZYCKI Janusz		 POL	75	02:49,8		
50.	35	MEINDL Gerhard		 AUT	75	03:03,7		
51.	37	HERNÁNDEZ González Leonardo		 ESP	75	03:07,9		
52.	69	VAITOSKA Pranas		 LIT	75	03:54,7		
53.	39	RÓDENAS China Pedro J.		 ESP	70	03:46,1		
54.	44	ERICSON Lars-Eric		 SWE	65	01:29,2		
55.	42	SOTENŠEK Tomo		 SLO	65	03:39,2		
56.	56	HARALD Okern Jensen		 NOR	65	04:30,2		
57.	54	PAGANI Edoardo		 ITA	30	03:54,5		
58.	38	CASALS Cano Jorge		 ESP	20	05:29,0		

Event 1: Fly Accuracy




















Ladies

Rank	Start No.	Name	Category	Nation	Points	Time	Final	
							Points	Time
1.	74	MAISEL Jana		 GER	95	01:59,0	100	01:54,2
2.	71	HAVELKOVÁ Tereza		 CZE	100	03:10,9	100	02:21,6
3.	81	KLÄUSLER Alena		 AUT	100	03:54,8	100	02:31,5
4.	75	DÜRRWALD Sabrina		 GER	95	02:28,7	90	02:27,8
5.	76	OPITZ Verena		 GER	100	03:09,3	90	02:46,7
6.	73	BRONČKOVÁ Jana		 CZE	100	04:01,5	90	03:32,3
7.	72	MÍKOVÁ Barbora		 CZE	95	03:00,7		
8.	83	KUZA Magdalena		 POL	95	03:04,0		
9.	85	KRZYZANOWSKA Pauli		 POL	90	03:08,0		
10.	86	NEMETHOVÁ Michaela		 SVK	90	03:54,5		
11.	77	MORILD Linea		 SWE	80	03:08,6		
12.	84	PECYNA Natalia		 POL	80	03:41,9		
13.	82	STEINBERGER Sabine		 AUT	80	03:50,9		
14.	88	SVIRBUTAVICIUTE Ugne Gabija		 LIT	75	03:32,6		
15.	79	ERENT Rebeka		 CRO	60	03:39,6		
16.	80	MEDIČ Azra		 CRO	60	03:54,0		
17.	89	MIKSTEINE Vilma		 LIT	50	04:13,2		
18.	87	GURSKÁ Lucia		 SVK	40	03:34,8		
19.	78	JOSEPHSEN Christine		 NOR	25	04:01,5		

**Event 2: Fly Distance Single Handed
Men**

Rank	Start No.	Name	Category	Nation	Distance 1	Distance 2	Points	Final
1.	22	TARGOSZ Włodzimierz		 POL	66,15	61,24	127,39	61,27
2.	29	KOBLIHA Karel		 CZE	63,2	59,2	122,4	59,55
3.	26	LUXA Jan		 CZE	60,8	59,9	120,7	59,46
4.	6	BRÖSCH Michael		 GER	62,37	60,26	122,63	58,89
5.	53	MITTEL Henry		 USA	61,07	61,01	122,08	57,76
6.	2	NAGEL Jens		 GER	62,95	61,21	124,16	56,78
7.	28	LEXA Patrik		 CZE	61,02	59,58	120,6	56,52
8.	50	OŽBOLT Goran		 CRO	60,86	59,83	120,69	56,03
9.	1	MAIRE-HENSGE Heinz		 GER	60,67	58,99	119,66	
10.	16	SCHWARZ Markus		 SUI	60,32	55,46	115,78	
11.	30	KREJČÍ Miloslav		 CZE	60	56,16	116,16	
12.	19	KUZA Jacek		 POL	59,79	57,6	117,39	
13.	56	HARALD Okern Jensen		 NOR	59,26	56,69	115,95	
14.	47	WÄNLUND Håkan		 SWE	58,77	56,83	115,6	
15.	24	GRYWOCZ Damian		 POL	58,63	56,71	115,34	
16.	10	MÉSZÁROS Jan		 SVK	58,58	57,92	116,5	
17.	12	KONKOL Pavol		 SVK	58,38	56,42	114,8	
18.	27	LUXA Josef		 CZE	58,1	57,91	116,01	
19.	3	STEIN Ralf		 GER	58,04	55,2	113,24	
20.	20	NOGA Marek		 POL	57,82	57,2	115,02	
21.	62	OBARA Seiji		 JPN	57,77	53,17	110,94	
22.	4	VISSER Wiebold		 GER	57,56	57,29	114,85	
23.	48	POPOVIČ Marko		 CRO	57,33	53,69	111,02	
24.	14	MÉSZÁROS Juraj		 SVK	57,27	55,36	112,63	
25.	9	MICHÁLIK Karol		 SVK	56,64	53,78	110,42	
26.	44	ERICSON Lars-Eric		 SWE	56,25	55,76	112,01	
27.	70	SVIRBUTAVICIUS Marijonas		 LIT	56,18	54,74	110,92	
28.	60	OKAMOTO Kenji		 JPN	55,88	50,31	106,19	
29.	42	SOTENŠEK Tomo		 SLO	55,17	53,81	108,98	
30.	5	EBELING Olaf		 GER	55,07	54,2	109,27	
31.	11	MIKULA Karol		 SVK	54,2	53,3	107,5	
32.	36	BAGUE Presas Rafael		 ESP	54,18	53,9	108,08	
33.	31	HNÍZDIL Michal		 CZE	54,13	54,06	108,19	
34.	17	LUSSI Gerhardt		 SUI	53,34	50,84	104,18	
35.	54	PAGANI Edoardo		 ITA	53,3	52,22	105,52	
36.	18	HÄSSIG Reto		 SUI	53,26	52,72	105,98	
37.	43	STEVANOVIĆ Dušan		 SLO	52,9	51,62	104,52	
38.	61	KATO Shinji		 JPN	52,84	52,68	105,52	
39.	21	STOPA Pavel		 POL	52,63	52,48	105,11	
40.	49	TURK Marino		 CRO	52,54	48,94	101,48	
41.	46	KRANSBERG Gustav		 SWE	52,45	52,2	104,65	
42.	33	GATTERMAIER Werner		 AUT	51,73	50,46	102,19	
43.	51	BROVET Bruno		 CRO	51,39	51,17	102,56	
44.	13	VALÁŠEK Tomáš		 SVK	50,67	49,32	99,99	
45.	68	PRISMANTAS Kristupas		 LIT	50,57	48,92	99,49	
46.	34	MEINDL Harald		 AUT	50,18	47,06	97,24	
47.	59	MILLER Andy		 GBR	50,1	48,87	98,97	
48.	15	KLÄUSLER Markus		 SUI	49,97	49,76	99,73	
49.	55	GUSTAVSEN Thorgeir		 NOR	49,92	49,52	99,44	
50.	23	PAPRZYCKI Janusz		 POL	49,32	48,37	97,69	
51.	37	HERNÁNDEZ González Leonardo		 ESP	48,4	46,02	94,42	
52.	45	ERICSON Ola		 SWE	47,68	45,61	93,29	
53.	32	LAY Gerhard		 AUT	47,61	46,31	93,92	
54.	52	KAVELJ Petar		 CRO	47,55	47,32	94,87	
55.	67	ROMANOVSKIS Aleksandras		 LIT	44,94	44,08	89,02	
56.	35	MEINDL Gerhard		 AUT	44,61	39,89	84,5	
57.	39	RÓDENAS China Pedro J.		 ESP	44,56	42,66	87,22	
58.	69	VAITOSKA Pranas		 LIT	42,96	42,22	85,18	
59.	38	CASALS Cano Jorge		 ESP	40,58	38,15	78,73	

Event 2: Fly Distance Single Handed Ladies




















Rank	Start No.	Name	Category	Nation	Distance 1	Distance 2	Points	Final
1.	75	DÜRRWALD Sabrina		 GER	53,5	49,56	103,06	53,72
2.	81	KLÄUSLER Alena		 AUT	53,26	51,61	104,87	50,49
3.	74	MAISEL Jana		 GER	50,29	49,85	100,14	49,42
4.	72	MÍKOVÁ Barbora		 CZE	48,19	44,46	92,65	46,60
5.	76	OPITZ Verena		 GER	50,4	49,79	100,19	45,92
6.	73	BRONČKOVÁ Jana		 CZE	51,62	50,67	102,29	45,82
7.	71	HAVELKOVÁ Tereza		 CZE	48,04	47,69	95,73	
8.	83	KUZA Magdalena		 POL	45,86	45,32	91,18	
9.	89	MIKSTEINE Vilma		 LIT	44,85	42,11	86,96	
10.	86	NEMETHOVÁ Michaela		 SVK	44,33	43,92	88,25	
11.	84	PECYNA Natalia		 POL	44,25	43,72	87,97	
12.	79	ERENT Rebeka		 CRO	42,96	42,43	85,39	
13.	82	STEINBERGER Sabine		 AUT	41,37	38,54	79,91	
14.	87	GURSKÁ Lucia		 SVK	40,39	38,88	79,27	
15.	78	JOSEPHSEN Christine		 NOR	39,19	38,21	77,4	
16.	77	MORILD Linea		 SWE	38,19	35,72	73,91	
17.	88	SVIRBUTAVICIUTE Ugne G.		 LIT	37,83	37,36	75,19	
18.	80	MEDIĆ Azra		 CRO	37,18	36,99	74,17	
19.	85	KRZYZANOWSKA Paulina		 POL	33,71	33,32	67,03	

Event 3: Spinning Accuracy Arenberg Target

Men

Rank	Start No.	Name	Category	Nation	Points	Time	Final	
							Points	Time
1.	50	OŽBOLT Goran		 CRO	98	01:37,0	100	01:18,5
2.	20	NOGA Marek		 POL	100	02:23,9	100	01:36,4
3.	16	SCHWARZ Markus		 SUI	98	02:01,0	98	01:40,5
4.	28	LEXA Patrik		 CZE	98	02:01,1	96	01:19,8
5.	70	SVIRBUTAVICIUS Marijonas		 LIT	100	01:42,1	92	01:20,1
6.	43	STEVANOVIĆ Dušan		 SLO	100	02:21,8	92	01:45,3
7.	48	POPOVIČ Marko		 CRO	100	01:41,2	88	01:36,6
8.	15	KLÄUSLER Markus		 SUI	100	03:01,5	86	02:33,6
9.	2	NAGEL Jens		 GER	98	02:04,9		
10.	27	LUXA Josef		 CZE	98	02:06,9		
11.	5	EBELING Olaf		 GER	98	02:09,6		
12.	67	ROMANOVSKIS Aleksandras		 LIT	98	02:20,6		
13.	11	MIKULA Karol		 SVK	98	02:27,0		
14.	26	LUXA Jan		 CZE	98	02:38,6		
15.	30	KREJČÍ Miloslav		 CZE	98	02:54,0		
16.	1	MAIRE-HENSGE Heinz		 GER	98	02:56,5		
17.	9	MICHALIK Karol		 SVK	98	03:00,5		
18.	29	KOBLIHA Karel		 CZE	96	01:46,0		
19.	52	KAVELJ Petar		 CRO	96	02:08,3		
20.	46	KRANSBERG Gustav		 SWE	96	02:12,3		
21.	19	KUZA Jacek		 POL	96	02:55,8		
22.	42	SOTENŠEK Tomo		 SLO	96	03:09,8		
23.	51	BROVET Bruno		 CRO	94	01:35,6		
24.	31	HNÍZDIL Michal		 CZE	94	01:42,7		
25.	3	STEIN Ralf		 GER	94	02:25,5		
26.	10	MÉSZÁROS Jan		 SVK	94	02:27,6		
27.	22	TARGOSZ Włodzimierz		 POL	94	02:34,0		
28.	17	LUSSI Gerhardt		 SUI	94	02:55,8		
29.	14	MÉSZÁROS Juraj		 SVK	94	02:58,0		
30.	44	ERICSON Lars-Eric		 SWE	94	03:11,0		
31.	37	HERNÁNDEZ González Leonardo		 ESP	92	02:02,9		
32.	53	MITTEL Henry		 USA	92	02:05,1		
33.	23	PAPRZYCKI Janusz		 POL	92	02:06,5		
34.	60	OKAMOTO Kenji		 JPN	92	02:11,3		
35.	13	VALÁŠEK Tomáš		 SVK	92	02:15,4		
36.	18	HÄSSIG Reto		 SUI	92	02:56,0		
37.	4	VISSER Wiebold		 GER	92	02:59,9		
38.	35	MEINDL Gerhard		 AUT	90	01:53,5		
39.	68	PRISMANTAS Kristupas		 LIT	90	02:33,1		
40.	12	KONKOL Pavol		 SVK	90	03:03,0		
41.	55	GUSTAVSEN Thorgeir		 NOR	90	03:34,6		
42.	32	LAY Gerhard		 AUT	88	01:49,7		
43.	47	WÄNLUND Håkan		 SWE	88	01:50,5		
44.	6	BRÖSCH Michael		 GER	88	02:09,3		
45.	45	ERICSON Ola		 SWE	88	02:32,1		
46.	21	STOPA Pavel		 POL	88	02:51,8		
47.	24	GRYWOCZ Damian		 POL	86	02:10,0		
48.	49	TURK Marino		 CRO	86	02:11,9		
49.	34	MEINDL Harald		 AUT	84	02:44,1		
50.	61	KATO Shinji		 JPN	82	02:49,7		
51.	90	HATI Allan		 EST	80	02:31,5		
52.	39	RÓDENAS China Pedro J.		 ESP	80	02:31,7		
53.	36	BAGUE Presas Rafael		 ESP	72	01:55,0		
54.	33	GATTERMAIER Werner		 AUT	72	02:47,0		
55.	38	CASALS Cano Jorge		 ESP	70	03:03,3		
56.	63	KITAGAWA Tatsuhisa		 JPN	68	03:00,9		
57.	69	VAITOSKA Pranas		 LIT	68	03:12,2		
58.	62	OBARA Seiji		 JPN	66	02:53,5		
59.	54	PAGANI Edoardo		 ITA	66	03:41,2		
60.	64	TATESHIMA Tatsuya		 JPN	62	02:36,6		

Event 3: Spinning Accuracy Arenberg Target**Ladies**

Rank	Start No.	Name	Category	Nation	Points	Time	Final	
							Points	Time
1.	74	MAISEL Jana		 GER	96	01:48,8	100	01:35,3
2.	72	MÍKOVÁ Barbora		 CZE	98	02:02,9	98	01:43,6
3.	75	DÜRRWALD Sabrina		 GER	96	02:14,9	96	02:00,1
4.	73	BRONČKOVÁ Jana		 CZE	94	02:46,7	96	02:05,8
5.	71	HAVELKOVÁ Tereza		 CZE	98	02:43,4	94	02:05,9
6.	77	MORILD Linea		 SWE	96	03:42,6	90	02:55,3
7.	79	ERENT Rebeka		 CRO	92	01:59,2		
8.	83	KUZA Magdalena		 POL	92	02:02,7		
9.	88	SVIRBUTAVICIUTE Ugne Gabija		 LIT	92	02:04,1		
10.	85	KRZYZANOWSKA Paulina		 POL	92	02:28,8		
11.	86	NEMETHOVÁ Michaela		 SVK	90	02:17,2		
12.	84	PECYNA Natalia		 POL	90	03:08,9		
13.	89	MIKSTEINE Vilma		 LIT	90	03:08,9		
14.	76	OPITZ Verena		 GER	86	02:04,7		
15.	81	KLÄUSLER Alena		 AUT	86	03:01,6		
16.	87	GURSKÁ Lucia		 SVK	86	03:04,0		
17.	82	STEINBERGER Sabine		 AUT	82	03:08,8		
18.	80	MEDIĆ Azra		 CRO	76	02:49,6		
19.	78	JOSEPHSEN Christine		 NOR	64	02:38,0		



















Event 4: Spinning Accuracy

Men

Rank	Start No.	Name	Category	Nation	Points	Time	Final	
							Points	Time
1.	26	LUXA Jan		 CZE	100	04:42,6	100	03:29,1
2.	29	KOBLIHA Karel		 CZE	95	03:20,1	95	02:17,1
3.	70	SVIRBUTAVICIUS Marijonas		 LIT	95	02:47,6	95	02:38,1
4.	31	HNÍZDIL Michal		 CZE	100	03:18,0	95	02:38,5
5.	1	MAIRE-HENSGE Heinz		 GER	100	05:09,4	95	03:17,3
6.	10	MÉSZÁROS Jan		 SVK	100	04:18,0	95	03:33,9
7.	50	OŽBOLT Goran		 CRO	95	03:00,1	85	02:28,4
8.	17	LUSSI Gerhardt		 SUI	100	04:17,6	85	03:36,6
9.	52	KAVELJ Petar		 CRO	95	03:33,9		
10.	5	EBELING Olaf		 GER	95	03:37,8		
11.	2	NAGEL Jens		 GER	95	04:00,4		
12.	67	ROMANOVSKIS Aleksandras		 LIT	95	04:03,9		
13.	68	PRISMANTAS Kristupas		 LIT	95	04:07,5		
14.	28	LEXA Patrik		 CZE	95	04:20,0		
15.	22	TARGOSZ Wlodzimierz		 POL	95	04:26,9		
16.	15	KLÄUSLER Markus		 SUI	95	04:32,2		
17.	21	STOPA Pavel		 POL	95	05:32,9		
18.	30	KREJČÍ Miloslav		 CZE	95	06:05,2		
19.	48	POPOVIČ Marko		 CRO	90	03:10,7		
20.	23	PAPRZYCKI Janusz		 POL	90	03:24,2		
21.	46	KRANSBERG Gustav		 SWE	90	03:30,5		
22.	36	BAGUE Presas Rafael		 ESP	90	03:31,4		
23.	47	WÄNLUND Håkan		 SWE	90	03:34,4		
24.	20	NOGA Marek		 POL	90	03:40,2		
25.	3	STEIN Ralf		 GER	90	03:47,7		
26.	27	LUXA Josef		 CZE	90	03:58,0		
27.	9	MICHALIK Karol		 SVK	90	04:17,3		
28.	35	MEINDL Gerhard		 AUT	85	03:18,9		
29.	16	SCHWARZ Markus		 SUI	85	03:25,6		
30.	43	STEVANOVIĆ Dušan		 SLO	85	03:29,0		
31.	32	LAY Gerhard		 AUT	85	03:32,6		
32.	60	OKAMOTO Kenji		 JPN	85	04:11,9		
33.	13	VALÁŠEK Tomáš		 SVK	85	04:34,6		
34.	34	MEINDL Harald		 AUT	85	04:58,7		
35.	19	KUZA Jacek		 POL	85	05:00,6		
36.	14	MÉSZÁROS Juraj		 SVK	85	05:37,4		
37.	24	GRYWOCZ Damian		 POL	80	03:31,0		
38.	6	BRÖSCH Michael		 GER	80	03:42,0		
39.	53	MITTEL Henry		 USA	80	03:43,0		
40.	11	MIKULA Karol		 SVK	80	03:56,3		
41.	49	TURK Marino		 CRO	80	03:59,3		
42.	44	ERICSON Lars-Eric		 SWE	80	04:31,3		
43.	12	KONKOL Pavol		 SVK	80	05:07,1		
44.	4	VISSER Wiebold		 GER	80	05:17,8		
45.	61	KATO Shinji		JPN	75	04:24,8		
46.	33	GATTERMAIER Werner		AUT	75	04:36,9		
47.	51	BROVET Bruno		CRO	70	03:38,4		
48.	39	RÓDENAS China Pedro J.		ESP	70	03:58,0		
49.	18	HÄSSIG Reto		SUI	65	04:38,5		
50.	69	VAITOSKA Pranas		LIT	65	05:43,9		
51.	42	SOTENŠEK Tomo		SLO	65	05:49,6		
52.	45	ERICSON Ola		SWE	50	04:07,4		
53.	37	HERNÁNDEZ González Leonardo		ESP	50	04:16,6		
54.	55	GUSTAVSEN Thorgeir		NOR	50	05:25,0		
55.	90	LAHI Allan		EST	45	05:19,9		
56.	63	KITAGAWA Tatsuhisa		JPN	40	04:58,0		
57.	54	PAGANI Edoardo		ITA	35	06:21,3		
58.	62	OBARA Seiji		JPN	30	05:24,3		
59.	64	TATESHIMA Tatsuya		JPN	25	04:34,5		



























































Event 4: Spinning Accuracy

Ladies





Rank	Start No.	Name	Category	Nation	Points	Time	Final	
							Points	Time
1.	74	MAISEL Jana		 GER	100	03:26,3	100	02:47,9
2.	83	KUZA Magdalena		 POL	95	03:21,8	95	02:55,8
3.	88	SVIRBUTAVICIUTE Ugne Gabija		 LIT	95	03:22,9	95	03:21,9
4.	71	HAVELKOVÁ Tereza		 CZE	95	05:19,1	95	04:00,9
5.	72	MÍKOVÁ Barbora		 CZE	100	04:25,0	95	04:03,8
6.	73	BRONČKOVÁ Jana		 CZE	95	04:24,2	85	03:31,0
7.	75	DÜRRWALD Sabrina		 GER	85	04:14,0		
8.	79	ERENT Rebeka		 CRO	80	03:40,7		
9.	76	OPITZ Verena		 GER	80	04:10,4		
10.	81	KLÄUSLER Alena		 AUT	80	04:39,1		
11.	84	PECYNA Natalia		 POL	75	03:19,3		
12.	85	KRZYZANOWSKA Paulina		 POL	75	03:54,5		
13.	86	NEMETHOVÁ Michaela		 SVK	65	04:18,3		
14.	87	GURSKÁ Lucia		 SVK	65	06:04,7		
15.	80	MEDIĆ Azra		 CRO	60	04:47,1		
16.	82	STEINBERGER Sabine		 AUT	55	05:00,2		
17.	89	MIKSTEINE Vilma		 LIT	55	05:17,5		
18.	77	MORILD Linea		 SWE	55	05:46,3		
19.	78	JOSEPHSEN Christine		 NOR	10	05:30,3		

Event 5: Spinning Distance Single Handed

Men














































Rank	Start No.	Name	Category	Nation	Distance	Points	Final
1.	38	CASALS Cano Jorge		 ESP	81,45	122,175	81,44
2.	10	MÉSZÁROS Jan		 SVK	81,72	122,580	80,43
3.	43	STEVANOVIĆ Dušan		 SLO	80,97	121,455	79,24
4.	22	TARGOSZ Włodzimierz		 POL	78,37	117,555	78,36
5.	61	KATO Shinji		 JPN	78,66	117,990	74,96
6.	70	SVIRBUTAVICIUS Marijonas		 LIT	78,36	117,540	74,30
7.	21	STOPA Pavel		 POL	78,11	117,165	69,98
8.	41	FEAJARDO Julia Alejandro		 ESP	81,02	121,530	68,34
9.	14	MÉSZÁROS Juraj		 SVK	77,51	116,265	
10.	19	KUZA Jacek		 POL	76,86	115,290	
11.	37	HERNÁNDEZ González Leonardo		 ESP	76,60	114,900	
12.	53	MITTEL Henry		 USA	76,46	114,690	
13.	9	MICHALIK Karol		 SVK	76,18	114,270	
14.	2	NAGEL Jens		 GER	76,17	114,255	
15.	23	PAPRZYCKI Janusz		 POL	76,17	114,255	
16.	6	BRÖSCH Michael		 GER	75,75	113,625	
17.	39	RÓDENAS China Pedro J.		 ESP	75,41	113,115	
18.	31	HNÍZDIL Michal		 CZE	75,33	112,995	
19.	4	VISSER Wiebold		 GER	75,29	112,935	
20.	15	KLÄUSLER Markus		 SUI	75,23	112,845	
21.	1	MAIRE-HENSGE Heinz		 GER	74,96	112,440	
22.	30	KREJČÍ Miloslav		 CZE	74,81	112,215	
23.	51	BROVET Bruno		 CRO	74,71	112,065	
24.	12	KONKOL Pavol		 SVK	74,57	111,855	
25.	20	NOGA Marek		 POL	74,32	111,480	
26.	26	LUXA Jan		 CZE	74,25	111,375	
27.	28	LEXA Patrik		 CZE	74,06	111,090	
28.	68	PRISMANTAS Kristupas		 LIT	73,68	110,520	
29.	60	OKAMOTO Kenji		 JPN	73,33	109,995	
30.	5	EBELING Olaf		 GER	72,75	109,125	
31.	27	LUXA Josef		 CZE	72,69	109,035	
32.	3	STEIN Ralf		 GER	72,61	108,915	
33.	52	KAVELJ Petar		 CRO	72,10	108,150	
34.	40	FERRAN Valles Vicent		 ESP	71,95	107,925	
35.	11	MIKULA Karol		 SVK	71,91	107,865	
36.	29	KOBLIHA Karel		 CZE	71,81	107,715	
37.	50	OŽBOLT Goran		 CRO	71,73	107,595	
38.	24	GRYWOCZ Damian		 POL	71,51	107,265	
39.	42	SOTENŠEK Tomo		 SLO	70,97	106,455	
40.	67	ROMANOVSKIS Aleksandras		 LIT	70,02	105,030	
41.	33	GATTERMAIER Werner		 AUT	69,91	104,865	
42.	49	TURK Marino		 CRO	69,72	104,580	
43.	18	HÄSSIG Reto		 SUI	69,70	104,550	
44.	13	VALÁŠEK Tomáš		 SVK	69,51	104,265	
45.	35	MEINDL Gerhard		 AUT	69,29	103,935	
46.	36	BAGUE Presas Rafael		 ESP	69,28	103,920	
47.	16	SCHWARZ Markus		 SUI	69,17	103,755	
48.	32	LAY Gerhard		 AUT	68,99	103,485	
49.	45	ERICSON Ola		 SWE	67,53	101,295	
50.	48	POPOVIĆ Marko		 CRO	67,17	100,755	
51.	65	MURAYAMA Hiroshi		 JPN	66,84	100,260	
52.	46	KRANSBERG Gustav		 SWE	66,80	100,200	
53.	55	GUSTAVSEN Thorgeir		 NOR	66,60	99,900	
54.	17	LUSSI Gerhardt		 SUI	65,57	98,355	
55.	62	OBARA Seiji		 JPN	64,90	97,350	
56.	58	HOWLETT Colin		 GBR	63,66	95,490	
57.	56	HARALD Okern Jensen		 NOR	62,81	94,215	
58.	63	KITAGAWA Tatsuhisa		 JPN	61,89	92,835	
59.	59	MILLER Andy		 GBR	59,55	89,325	
60.	34	MEINDL Harald		 AUT	59,33	88,995	
61.	54	PAGANI Edoardo		 ITA	54,63	81,945	
62.	69	VAITOSKA Pranas		 LIT	49,28	73,920	

Event 5: Spinning Distance Single Handed**Ladies**

Rank	Start No.	Name	Category	Nation	Distance	Points	Final
1.	83	KUZA Magdalena		 POL	71,68	107,520	73,11
2.	75	DÜRRWAI DÜRRWALD Sabrina		 GER	71,18	106,770	70,40
3.	72	MÍKOVÁ Barbora		 CZE	67,48	101,220	66,48
4.	84	PECYNA Natalia		 POL	68,91	103,365	66,31
5.	86	NEMETHOVÁ Michaela		 SVK	68,95	103,425	65,68
6.	76	OPITZ Verena		 GER	69,65	104,475	63,30
7.	88	SVIRBUTAVICIUTE Ugne Gabija		 LIT	66,35	99,525	
8.	85	KRZYZANOWSKA Paulina		 POL	64,93	97,395	
9.	74	MAISEL Jana		 GER	64,57	96,855	
10.	71	HAVELKOVÁ Tereza		 CZE	64,40	96,600	
11.	73	BRONČKOVÁ Jana		 CZE	64,38	96,570	
12.	81	KLÄUSER Alena		 AUT	63,30	94,950	
13.	77	MORILD Linea		 SWE	60,85	91,275	
14.	79	ERENT Rebeka		 CRO	59,83	89,745	
15.	89	MIKSTEINE Vilma		 LIT	59,08	88,620	
16.	82	STEINBERGER Sabine		 AUT	58,15	87,225	
17.	87	GURSKÁ Lucia		 SVK	55,83	83,745	
18.	80	MEDIČ Azra		 CRO	53,52	80,280	
19.	78	JOSEPHSEN Christine		 NOR	51,76	77,640	




















Event 1 - 5 Pentathlon

Men

Rank	Start No.	Name	Category	Nation	D1	D2	D3	D4	D5	TOTAL
1.	22	TARGOSZ Włodzimierz		 POL	95	127,39	94	95	117,555	528,945
2.	2	NAGEL Jens		 GER	95	124,16	98	95	114,255	526,415
3.	26	LUXA Jan		 CZE	95	120,7	98	100	111,375	525,075
4.	28	LEXA Patrik		 CZE	100	120,6	98	95	111,090	524,690
5.	1	MAIRE-HENSGE Heinz		 GER	90	119,66	98	100	112,440	520,100
6.	20	NOGA Marek		 POL	100	115,02	100	90	111,480	516,500
7.	50	OŽBOLT Goran		 CRO	95	120,69	98	95	107,595	516,285
8.	31	HNÍZDIL Michal		 CZE	100	108,19	94	100	112,995	515,185
9.	19	KUZA Jacek		 POL	100	117,39	96	85	115,290	513,680
10.	10	MÉSZÁROS Jan		 SVK	80	116,5	94	100	122,580	513,080
11.	30	KREJČÍ Miloslav		 CZE	90	116,16	98	95	112,215	511,375
12.	29	KOBLIHA Karel		 CZE	90	122,4	96	95	107,715	511,115
13.	9	MICHALIK Karol		 SVK	95	110,42	98	90	114,270	507,690
14.	15	KLÄUSLER Markus		 SUI	100	99,73	100	95	112,845	507,575
15.	5	EBELING Olaf		 GER	95	109,27	98	95	109,125	506,395
16.	70	SVIRBUTAVICIUS Marijonas		 LIT	80	110,92	100	95	117,540	503,460
17.	27	LUXA Josef		 CZE	90	116,01	98	90	109,035	503,045
18.	16	SCHWARZ Markus		 SUI	100	115,78	98	85	103,755	502,535
19.	3	STEIN Ralf		 GER	95	113,24	94	90	108,915	501,155
20.	43	STEVANOVIĆ Dušan		 SLO	85	104,52	100	85	121,455	495,975
21.	21	STOPA Pavel		 POL	90	105,11	88	95	117,165	495,275
22.	4	VISSER Wiebold		 GER	95	114,85	92	80	112,935	494,785
23.	6	BRÖSCH Michael		 GER	90	122,63	88	80	113,625	494,255
24.	53	MITTEL Henry		 USA	85	122,08	92	80	114,690	493,770
25.	12	KONKOL Pavol		 SVK	95	114,8	90	80	111,855	491,655
26.	52	KAVELJ Petar		 CRO	95	94,87	96	95	108,150	489,020
27.	11	MIKULA Karol		 SVK	95	107,5	98	80	107,865	488,365
28.	14	MÉSZÁROS Juraj		 SVK	80	112,63	94	85	116,265	487,895
29.	48	POPOVIČ Marko		 CRO	85	111,02	100	90	100,755	486,775
30.	17	LUSSI Gerhard		 SUI	90	104,18	94	100	98,355	486,535
31.	60	OKAMOTO Kenji		 JPN	90	106,19	92	85	109,995	483,185
32.	68	PRISMANTAS Kristupas		 LIT	85	99,49	90	95	110,520	480,010
33.	67	ROMANOVSKIS Aleksandras		 LIT	90	89,02	98	95	105,030	477,050
34.	46	KRANSBERG Gustav		 SWE	85	104,65	96	90	100,200	475,850
35.	51	BROVET Bruno		 CRO	95	102,56	94	70	112,065	473,625
36.	61	KATO Shinji		 JPN	90	105,52	82	75	117,990	470,510
37.	23	PAPRZYCKI Janusz		 POL	75	97,69	92	90	114,255	468,945
38.	13	VALÁŠEK Tomáš		 SVK	85	99,99	92	85	104,265	466,255
39.	32	LAY Gerhard		 AUT	95	93,92	88	85	103,485	465,405
40.	24	GRYWOCZ Damian		 POL	75	115,34	86	80	107,265	463,605
41.	18	HÄSSIG Reto		 SUI	95	105,98	92	65	104,550	462,530
42.	49	TURK Marino		 CRO	90	101,48	86	80	104,580	462,060
43.	33	GATTERMAIER Werner		 AUT	100	102,19	72	75	104,865	454,055
44.	36	BAGUE Presas Rafael		 ESP	80	108,08	72	90	103,920	454,000
45.	34	MEINDL Harald		 AUT	90	97,24	84	85	88,995	445,235
46.	42	SOTENŠEK Tomo		 SLO	65	108,98	96	65	106,455	441,435
47.	35	MEINDL Gerhard		 AUT	75	84,5	90	85	103,935	438,435
48.	37	HERNÁNDEZ González Leonardo		 ESP	75	94,42	92	50	114,900	426,320
49.	55	GUSTAVSEN Thorgeir		 NOR	85	99,44	90	50	99,900	424,340
50.	39	RÓDENAS China Pedro J.		 ESP	70	87,22	80	70	113,115	420,335
51.	45	ERICSON Ola		 SWE	80	93,29	88	50	101,295	412,585
52.	62	OBARA Seiji		 JPN	95	110,94	66	30	97,350	399,290
53.	47	WÄNLUND Håkan		 SWE	85	115,6	88	90	0,000	378,600
54.	69	VAITOSKA Pranas		 LIT	75	85,18	68	65	73,920	367,100
55.	44	ERICSON Lars-Eric		 SWE	65	112,01	94	80	0,000	351,010
56.	54	PAGANI Edoardo		 ITA	30	105,52	66	35	81,945	318,465
57.	38	CASALS Cano Jorge		 ESP	20	78,73	70	0	122,175	290,909
58.	56	HARALD Okern Jensen		 NOR	65	115,95	0	0	94,215	275,165
59.	63	KITAGAWA Tatsuhisa		 JPN	0	0	68	40	92,835	200,835
60.	59	MILLER Andy		 GBR	0	98,97	0	0	89,325	188,295
61.	90	LAHI Allan		 EST	0	0	80	45	0,000	125,000
62.	41	FEAJARDO Julia Alejandro		 ESP	0	0	0	0	121,530	121,530
63.	40	FERRAN Valles Vicent		 ESP	0	0	0	0	107,925	107,925
64.	65	MURAYAMA Hiroshi		 JPN	0	0	0	0	100,260	100,260
65.	58	HOWLETT Colin		 GBR	0	0	0	0	95,490	95,490
66.	64	TATESHIMA Tatsuya		 JPN	0	0	62	25	0,000	87,000

Event 1 - 5 Pentathlon

Ladies

Rank	Start No.	Name	Category	Nation	D1	D2	D3	D4	D5	TOTAL
1.	74	MAISEL Jana		 GER	95	100,14	96	100	96,855	487,995
2.	73	BRONČKOVÁ Jana		 CZE	100	102,29	94	95	96,570	487,860
3.	72	MÍKOVÁ Barbora		 CZE	95	92,65	98	100	101,220	486,870
4.	75	DÜRRWALD Sabrina		 GER	95	103,06	96	85	106,770	485,830
5.	71	HAVELKOVÁ Tereza		 CZE	100	95,73	98	95	96,600	485,330
6.	83	KUZA Magdalena		 POL	95	91,18	92	95	107,520	480,700
7.	76	OPITZ Verena		 GER	100	100,19	86	80	104,475	470,665
8.	81	KLÄUSLER Alena		 AUT	100	104,87	86	80	94,950	465,820
9.	88	SVIRBUTAVICIUTE Ugne Gabija		 LIT	75	75,19	92	95	99,525	436,715
10.	86	NEMETHOVÁ Michaela		 SVK	90	88,25	90	65	103,425	436,675
11.	84	PECYNA Natalia		 POL	80	87,97	90	75	103,365	436,335
12.	85	KRZYZANOWSKA Paulina		 POL	90	67,03	92	75	97,395	421,425
13.	79	ERENT Rebeka		 CRO	60	85,39	92	80	89,745	407,135
14.	77	MORILD Linea		 SWE	80	73,91	96	55	91,275	396,185
15.	82	STEINBERGER Sabine		 AUT	80	79,91	82	55	87,225	384,135
16.	89	MIKSTEINE Vilma		 LIT	50	86,96	90	55	88,620	370,580
17.	87	GURSKÁ Lucia		 SVK	40	79,27	86	65	83,745	354,015
18.	80	MEDIĆ Azra		 CRO	60	74,17	76	60	80,280	350,450
19.	78	JOSEPHSEN Christine		 NOR	25	77,4	64	10	77,640	254,040
































Event 6: Fly Distance Double Handed

Men

Rank	Start No.	Name	Category	Nation	Distance 1	Distance 2	Points	Final
1.	29	KOBLIHA Karel		 CZE	78,49	78,34	156,83	84,63
2.	28	LEXA Patrik		 CZE	83,35	79,28	162,63	83,65
3.	27	LUXA Josef		 CZE	80,41	79,58	159,99	82,38
4.	30	KREJČÍ Miloslav		 CZE	81,37	79,31	160,68	80,05
5.	22	TARGOSZ Włodzimierz		 POL	77,90	77,10	155	77,06
6.	1	MAIRE-HENSGE Heinz		 GER	81,78	78,42	160,2	75,71
7.	16	SCHWARZ Markus		 SUI	77,16	74,49	151,65	72,25
8.	44	ERICSON Lars-Eric		 SWE	77,16	76,29	153,45	70,83
9.	26	LUXA Jan		 CZE	77,09	75,33	152,42	
10.	2	NAGEL Jens		 GER	75,38	75,09	150,47	
11.	4	VISSER Wiebold		 GER	74,55	69,51	144,06	
12.	20	NOGA Marek		 POL	74,14	72,30	146,44	
13.	9	MICHALIK Karol		 SVK	73,90	71,83	145,73	
14.	10	MÉSZÁROS Jan		 SVK	73,69	69,93	143,62	
15.	15	KLÄUSLER Markus		 SUI	73,09	71,23	144,32	
16.	5	EBELING Olaf		 GER	72,81	69,35	142,16	
17.	47	WÄNLUND Håkan		 SWE	72,81	72,21	145,02	
18.	19	KUZA Jacek		 POL	72,51	70,22	142,73	
19.	6	BRÖSCH Michael		 GER	70,89	68,88	139,77	
20.	21	STOPA Pavel		 POL	69,83	68,66	138,49	
21.	53	MITTEL Henry		 USA	69,17	68,83	138	
22.	12	KONKOL Pavol		 SVK	69,03	68,04	137,07	
23.	3	STEIN Ralf		 GER	68,64	67,72	136,36	
24.	24	GRYWOCZ Damian		 POL	68,46	68,27	136,73	
25.	31	HNÍZDIL Michal		 CZE	68,24	67,22	135,46	
26.	11	MIKULA Karol		 SVK	67,89	66,51	134,4	
27.	56	HARALD Okern Jensen		 NOR	67,72	66,15	133,87	
28.	18	HÄSSIG Reto		 SUI	67,17	65,98	133,15	
29.	23	PAPRZYCKI Janusz		 POL	66,36	64,85	131,21	
30.	14	MÉSZÁROS Juraj		 SVK	65,30	64,46	129,76	
31.	61	KATO Shinji		 JPN	64,94	59,80	124,74	
32.	33	GATTERMAIER Werner		 AUT	64,28	60,65	124,93	
33.	37	HERNÁNDEZ González Leonardo		 ESP	63,88	60,55	124,43	
34.	46	KRANSBERG Gustav		 SWE	63,41	63,13	126,54	
35.	62	OBARA Seiji		 JPN	63,12	58,60	121,72	
36.	17	LUSSI Gerhardt		 SUI	62,84	61,27	124,11	
37.	36	BAGUE Presas Rafael		 ESP	59,85	58,56	118,41	
38.	60	OKAMOTO Kenji		 JPN	59,84	59,08	118,92	
39.	39	RÓDENAS Chinae Pedro J.		 ESP	59,74	55,34	115,08	
40.	55	GUSTAVSEN Thorgeir		 NOR	58,83	58,35	117,18	
41.	58	HOWLETT Colin		 GBR	52,02	48,71	100,73	
42.	13	VALÁŠEK Tomáš		 SVK	51,66	50,94	102,6	
43.	45	ERICSON Ola		 SWE	50,57	50,45	101,02	
44.	59	MILLER Andy		 GBR	48,90	48,56	97,46	
45.	38	CASALS Cano Jorge		 ESP	46,25	41,97	88,22	










Event 7: Spinning Distance Double Handed

Men

Rank	Start No.	Name	Category	Nation	Distance	Points	Final
1.	65	MURAYAMA Hiroshi		 JPN	110,410	165,615	111,28
2.	2	NAGEL Jens		 GER	109,200	163,800	109,88
3.	27	LUXA Josef		 CZE	107,290	160,935	107,88
4.	5	EBELING Olaf		 GER	107,420	161,130	106,44
5.	63	KITAGAWA Tatsuhisa		 JPN	110,120	165,180	103,68
6.	4	VISSER Wiebold		 GER	110,810	166,215	0,00
7.	44	ERICSON Lars-Eric		 SWE	108,930	163,395	0,00
8.	41	FEAJARDO Julia Alejandro		 ESP	108,200	162,300	0,00
9.	19	KUZA Jacek		 POL	107,180	160,770	
10.	9	MICHALIK Karol		 SVK	106,940	160,410	
11.	31	HNÍZDIL Michal		 CZE	106,920	160,380	
12.	11	MIKULA Karol		 SVK	106,830	160,245	
13.	58	HOWLETT Colin		 GBR	106,750	160,125	
14.	1	MAIRE-HENSGE Heinz		 GER	106,640	159,960	
15.	26	LUXA Jan		 CZE	106,300	159,450	
16.	30	KREJČÍ Miloslav		 CZE	106,020	159,030	
17.	38	CASALS Cano Jorge		 ESP	105,850	158,775	
18.	6	BRÖSCH Michael		 GER	105,830	158,745	
19.	39	RÓDENAS China Pedro J.		 ESP	105,550	158,325	
20.	53	MITTEL Henry		 USA	105,300	157,950	
21.	64	TATESHIMA Tatsuya		 JPN	105,030	157,545	
22.	3	STEIN Ralf		 GER	104,620	156,930	
23.	36	BAGUE Presas Rafael		 ESP	104,460	156,690	
24.	15	KLÄUSLER Markus		 SUI	104,360	156,540	
25.	46	KRANSBERG Gustav		 SWE	103,820	155,730	
26.	23	PAPRZYCKI Janusz		 POL	103,750	155,625	
27.	21	STOPA Pavel		 POL	103,040	154,560	
28.	59	MILLER Andy		 GBR	102,960	154,440	
29.	10	MÉSZÁROS Jan		 SVK	102,940	154,410	
30.	29	KOBLIHA Karel		 CZE	102,920	154,380	
31.	60	OKAMOTO Kenji		 JPN	102,680	154,020	
32.	28	LEXA Patrik		 CZE	101,740	152,610	
33.	40	FERRAN Valles Vicent		 ESP	101,550	152,325	
34.	12	KONKOL Pavol		 SVK	100,100	150,150	
35.	33	GATTERMAIER Werner		 AUT	99,840	149,760	
36.	14	MÉSZÁROS Juraj		 SVK	99,330	148,995	
37.	22	TARGOSZ Włodzimierz		 POL	98,750	148,125	
38.	37	HERNÁNDEZ González Leonardo		 ESP	98,540	147,810	
39.	20	NOGA Marek		 POL	98,370	147,555	
40.	18	HÄSSIG Reto		 SUI	97,650	146,475	
41.	55	GUSTAVSEN Thorgeir		 NOR	97,020	145,530	
42.	45	ERICSON Ola		 SWE	93,840	140,760	
43.	13	VALÁŠEK Tomáš		 SVK	89,500	134,250	
44.	24	GRYWOCZ Damian		 POL	87,830	131,745	
45.	17	LUSSI Gerhardt		 SUI	86,370	129,555	

Event 1 - 7, Hepathlon

Men













Rank	Start No.	Name	Category	Nation	D1-5	D6	D7	TOTAL
1.	2	NAGEL Jens		 GER	526,415	150,470	163,800	840,685
2.	1	MAIRE-HENSGE Heinz		 GER	520,100	160,200	159,960	840,260
3.	28	LEXA Patrik		 CZE	524,690	162,630	152,610	839,930
4.	26	LUXA Jan		 CZE	525,075	152,420	159,450	836,945
5.	22	TARGOSZ Wlodzimierz		 POL	528,945	155,000	148,125	832,070
6.	30	KREJČÍ Miloslav		 CZE	511,375	160,680	159,030	831,085
7.	27	LUXA Josef		 CZE	503,045	159,990	160,935	823,970
8.	29	KOBLIHA Karel		 CZE	511,115	156,830	154,380	822,325
9.	19	KUZA Jacek		 POL	513,680	142,730	160,770	817,180
10.	9	MICHALIK Karol		 SVK	507,690	145,730	160,410	813,830
11.	10	MÉSZÁROS Jan		 SVK	513,080	143,620	154,410	811,110
12.	31	HNÍZDIL Michal		 CZE	515,185	135,460	160,380	811,025
13.	20	NOGA Marek		 POL	516,500	146,440	147,555	810,495
14.	5	EBELING Olaf		 GER	506,395	142,160	161,130	809,685
15.	15	KLÄUSLER Markus		 SUI	507,575	144,320	156,540	808,435
16.	4	VISSER Wiebold		 GER	494,785	144,060	166,215	805,060
17.	3	STEIN Ralf		 GER	501,155	136,360	156,930	794,445
18.	6	BRÖSCH Michael		 GER	494,255	139,770	158,745	792,770
19.	53	MITTEL Henry		 USA	493,770	138,000	157,950	789,720
20.	21	STOPA Pavel		 POL	495,275	138,490	154,560	788,325
21.	11	MIKULA Karol		 SVK	488,365	134,400	160,245	783,010
22.	12	KONKOL Pavol		 SVK	491,655	137,070	150,150	778,875
23.	14	MÉSZÁROS Juraj		 SVK	487,895	129,760	148,995	766,650
24.	46	KRANSBERG Gustav		 SWE	475,850	126,540	155,730	758,120
25.	60	OKAMOTO Kenji		 JPN	483,185	118,920	154,020	756,125
26.	23	PAPRZYCKI Janusz		 POL	468,945	131,210	155,625	755,780
27.	18	HÄSSIG Reto		 SUI	462,530	133,150	146,475	742,155
28.	17	LUSI Gerhardt		 SUI	486,535	124,110	129,555	740,200
29.	24	GRYWOCZ Damian		 POL	463,605	136,730	131,745	732,080
30.	36	BAGUE Presas Rafael		 ESP	454,000	118,410	156,690	729,100
31.	33	GATTERMAIER Werner		 AUT	454,055	124,930	149,760	728,745
32.	13	VALÁŠEK Tomáš		 SVK	466,255	102,600	134,250	703,105
33.	37	HERNÁNDEZ González Leonardo		 ESP	426,320	124,430	147,810	698,560
34.	39	RÓDENAS Chinaa Pedro J.		 ESP	420,335	115,080	158,325	693,740
35.	55	GUSTAVSEN Thorgeir		 NOR	424,340	117,180	145,530	687,050
36.	44	ERICSON Lars-Eric		 SWE	351,010	153,450	163,395	667,855
37.	45	ERICSON Ola		 SWE	412,585	101,020	140,760	654,365
38.	16	SCHWARZ Markus		 SUI	502,535	151,650	0,000	654,185
39.	61	KATO Shinji		 JPN	470,510	124,740	0,000	595,250
40.	38	CASALS Cano Jorge		 ESP	290,909	88,220	158,775	537,904
41.	47	WÄNLUND Håkan		 SWE	378,600	145,020	0,000	523,620
42.	62	OBARA Seiji		 JPN	399,290	121,720	0,000	521,010
43.	50	OŽBOLT Goran		 CRO	516,285	0,000	0,000	516,285
44.	70	SVIRBUTAVICIUS Marijonas		 LIT	503,460	0,000	0,000	503,460
45.	43	STEVANOVIĆ Dušan		 SLO	495,975	0,000	0,000	495,975
46.	52	KAVELJ Petar		 CRO	489,020	0,000	0,000	489,020
47.	48	POPOVIĆ Marko		 CRO	486,775	0,000	0,000	486,775
48.	68	PRISMANTAS Kristupas		 LIT	480,010	0,000	0,000	480,010
49.	67	ROMANOVSKIS Aleksandras		 LIT	477,050	0,000	0,000	477,050
50.	51	BROVET Bruno		 CRO	473,625	0,000	0,000	473,625
51.	32	LAY Gerhard		 AUT	465,405	0,000	0,000	465,405
52.	49	TURK Marino		 CRO	462,060	0,000	0,000	462,060
53.	34	MEINDL Harald		 AUT	445,235	0,000	0,000	445,235
54.	42	SOTENŠEK Tomo		 SLO	441,435	0,000	0,000	441,435
55.	59	MILLER Andy		 GBR	188,295	97,460	154,440	440,195
56.	35	MEINDL Gerhard		 AUT	438,435	0,000	0,000	438,435
57.	56	HARALD Okern Jensen		 NOR	275,165	133,870	0,000	409,035
58.	69	VAITOSKA Pranas		 LIT	367,100	0,000	0,000	367,100
59.	63	KITAGAWA Tatsuhisa		 JPN	200,835	0,000	165,180	366,015
60.	58	HOWLETT Colin		 GBR	95,490	100,730	160,125	356,345
61.	54	PAGANI Edoardo		 ITA	318,465	0,000	0,000	318,465
62.	41	FEAJARDO Julia Alejandro		 ESP	121,530	0,000	162,300	283,830
63.	65	MURAYAMA Hiroshi		 JPN	100,260	0,000	165,615	265,875
64.	40	FERRAN Valles Vicent		 ESP	107,925	0,000	152,325	260,250
65.	64	TATESHIMA Tatsuya		 JPN	87,000	0,000	157,545	244,545
66.	90	LAHI Allan		 EST	125,000	0,000	0,000	125,000
67.	7	BRUDER Klaus-Jürgen		 GER	0,000	0,000	0,000	0,000
68.	8	NEUMANN Jan		 GER	0,000	0,000	0,000	0,000
69.	25	KITA Jan		 POL	0,000	0,000	0,000	0,000
70.	57	WATERS John		 AUS	0,000	0,000	0,000	0,000
71.	66	NOZAKA Motomichi		 JPN	0,000	0,000	0,000	0,000

Event 8: Multiplier Accuracy










Men

Rank	Start No.	Name	Category	Nation	Points	Time	Final	
							Points	Time
1.	25	KITA Jan		 POL	90	03:59,1	95	03:29,5
2.	15	KLÄUSLER Markus		 SUI	90	04:53,1	95	03:34,5
3.	8	NEUMANN Jan		 GER	85	03:04,9	90	02:45,3
4.	5	EBELING Olaf		 GER	90	04:08,8	90	03:28,5
5.	1	MAIRE-HENSGE Heinz		 GER	90	05:57,0	90	03:32,4
6.	16	SCHWARZ Markus		 SUI	95	04:32,8	90	04:10,6
7.	48	POPOVIČ Marko		 CRO	85	03:40,5	85	04:30,5
8.	46	KRANSBERG Gustav		 SWE	95	04:42,0	70	04:26,8
9.	2	NAGEL Jens		 GER	80	03:34,6		
10.	20	NOGA Marek		 POL	80	03:52,3		
11.	28	LEXA Patrik		 CZE	80	04:24,8		
12.	53	MITTEL Henry		 USA	80	05:24,1		
13.	3	STEIN Ralf		 GER	80	06:07,5		
14.	7	BRUDER Klaus-Jürgen		 GER	75	04:25,4		
15.	23	PAPRZYCKI Janusz		 POL	75	04:42,7		
16.	29	KOBLIHA Karel		 CZE	75	05:46,8		
17.	17	LUSSE Gerhardt		 SUI	75	05:57,8		
18.	26	LUXA Jan		 CZE	75	06:03,8		
19.	19	KUZA Jacek		 POL	75	06:17,5		
20.	31	HNÍZDIL Michal		 CZE	70	03:48,2		
21.	44	ERICSON Lars-Eric		 SWE	70	04:10,7		
22.	22	TARGOSZ Włodzimierz		 POL	70	04:39,0		
23.	10	MÉSZÁROS Jan		 SVK	70	07:03,7		
24.	14	MÉSZÁROS Juraj		 SVK	70	07:08,5		
25.	9	MICHALIK Karol		 SVK	70	09:37,5		
26.	60	OKAMOTO Kenji		 JPN	65	05:11,8		
27.	30	KREJČÍ Miloslav		 CZE	65	05:28,4		
28.	37	HERNÁNDEZ González Leonardo		 ESP	65	05:51,0		
29.	61	KATO Shinji		 JPN	65	07:12,9		
30.	21	STOPA Pavel		 POL	60	04:38,5		
31.	36	BAGUE Presas Rafael		 ESP	60	05:19,3		
32.	27	LUXA Josef		 CZE	55	04:39,5		
33.	12	KONKOL Pavol		 SVK	55	07:54,4		
34.	47	WÄNLUND Håkan		 SWE	45	04:48,7		
35.	66	NOZAKA Motomichi		 JPN	45	07:51,7		
36.	11	MIKULA Karol		 SVK	40	04:50,2		
37.	38	CASALS Cano Jorge		 ESP	40	04:51,8		
38.	32	LAY Gerhard		 AUT	40	05:25,1		
39.	63	KITAGAWA Tatsuhisa		 JPN	30	04:50,4		
40.	49	TURK Marino		 CRO	30	04:57,1		
41.	39	RÓDENAS Chinaa Pedro J.		 ESP	30	05:22,0		
42.	64	TATESHIMA Tatsuya		 JPN	30	05:55,7		




















Event 8: Multiplier Accuracy**Ladies**

Rank	Start No.	Name	Category	Nation	Points	Time	Final	
							Points	Time
1.	74	MAISEL Jana		 GER	80	04:01,5	95	03:45,0
2.	83	KUZA Magdalena		 POL	90	03:46,2	85	03:08,3
3.	76	OPITZ Verena		 GER	90	03:56,2	85	03:31,4
4.	85	KRZYZANOWSKA Paulina		 POL	70	04:34,3	75	04:40,9
5.	71	HAVELKOVÁ Tereza		 CZE	75	06:06,3	75	06:03,2
6.	81	KLÄUSLER Alena		 AUT	75	05:49,3	60	05:51,8
7.	84	PECYNA Natalia		 POL	65	03:44,7		
8.	73	BRONČKOVÁ Jana		 CZE	60	05:45,5		
9.	77	MORILD Linea		 SWE	55	05:34,8		
10.	72	MÍKOVÁ Barbora		 CZE	50	04:03,2		
11.	75	DÜRRWALD Sabrina		 GER	50	06:58,1		
12.	86	NEMETHOVÁ Michaela		 SVK	45	05:19,0		

Event 9: Multiplier Distance Single Handed**Men**







Rank	Start No.	Name	Category	Nation	Distance	Points	Final
1.	58	HOWLETT Colin		 GBR	101,95	152,925	108,10
2.	25	KITA Jan		 POL	101,9	152,850	106,20
3.	45	ERICSON Ola		 SWE	103,79	155,685	104,30
4.	1	MAIRE-HENSGE Heinz		 GER	101,89	152,835	102,34
5.	3	STEIN Ralf		 GER	102,72	154,080	101,51
6.	65	MURAYAMA Hiroshi		 JPN	101,39	152,085	101,00
7.	53	MITTEL Henry		 USA	101,01	151,515	99,32
8.	37	HERNÁNDEZ González Leonardo		 ESP	100,93	151,395	98,95
9.	61	KATO Shinji		 JPN	100,92	151,38	
10.	41	FEAJARDO Julia Alejandro		 ESP	100,56	150,840	
11.	8	NEUMANN Jan		 GER	100,3	150,450	
12.	64	TATESHIMA Tatsuya		 JPN	100,1	150,15	
13.	22	TARGOSZ Włodzimierz		 POL	98,69	148,035	
14.	2	NAGEL Jens		 GER	98,61	147,915	
15.	38	CASALS Cano Jorge		 ESP	98,12	147,180	
16.	6	BRÖSCH Michael		 GER	97,99	146,985	
17.	5	EBELING Olaf		 GER	97,68	146,520	
18.	15	KLÄUSLER Markus		 SUI	95,7	143,550	
19.	39	RÓDENAS China Pedro J.		 ESP	95,67	143,505	
20.	19	KUZA Jacek		 POL	95,59	143,385	
21.	23	PAPRZYCKI Janusz		 POL	95,41	143,115	
22.	59	MILLER Andy		 GBR	95,33	142,995	
23.	12	KONKOL Pavol		 SVK	95,07	142,605	
24.	60	OKAMOTO Kenji		 JPN	94,85	142,275	
25.	27	LUXA Josef		 CZE	94	141,000	
26.	30	KREJČÍ Miloslav		 CZE	93,67	140,505	
27.	20	NOGA Marek		 POL	93,61	140,415	
28.	63	KITAGAWA Tatsuhisa		 JPN	93,06	139,59	
29.	9	MICHALIK Karol		 SVK	92,11	138,165	
30.	36	BAGUE Presas Rafael		 ESP	91,08	136,620	
31.	10	MÉSZÁROS Jan		 SVK	90,2	135,300	
32.	26	LUXA Jan		 CZE	90,09	135,135	
33.	44	ERICSON Lars-Eric		 SWE	88	132,000	
34.	17	LUSI Gerhardt		 SUI	87,73	131,595	
35.	29	KOBLIHA Karel		 CZE	87,22	130,830	
36.	31	HNÍZDIL Michal		 CZE	84,9	127,350	
37.	16	SCHWARZ Markus		 SUI	81,04	121,560	
38.	28	LEXA Patrik		 CZE	80,62	120,930	
39.	14	MÉSZÁROS Juraj		 SVK	78,59	117,885	
40.	66	NOZAKA Motomichi		 JPN	77,23	115,845	
41.	46	KRANSBERG Gustav		 SWE	75,5	113,250	

Event 9: Multiplier Distance Single Handed**Ladies**




















Rank	Start No.	Name	Category	Nation	Distance	Points	Final
1.	83	KUZA Magdalena		 POL	89,47	134,205	92,76
2.	74	MAISEL Jana		 GER	90,26	135,390	88,25
3.	75	DÜRRWALD Sabrina		 GER	77,59	116,385	84,65
4.	76	OPITZ Verena		 GER	83,86	125,790	83,72
5.	73	BRONČKOVÁ Jana		 CZE	86,04	129,060	82,44
6.	84	PECYNA Natalia		 POL	78,18	117,270	76,05
7.	72	MÍKOVÁ Barbora		 CZE	77,10	115,650	
8.	85	KRZYZANOWSKA Paulina		 POL	76,56	114,840	
9.	81	KLÄUSLER Alena		 AUT	76,30	114,450	
10.	71	HAVELKOVÁ Tereza		 CZE	75,86	113,790	
11.	77	MORILD Linea		 SWE	0,00	0,000	
12.	78	JOSEPHSEN Christine		 NOR	0,00	0,000	
13.	79	ERENT Rebeka		 CRO	0,00	0,000	
14.	80	MEDIĆ Azra		 CRO	0,00	0,000	
15.	82	STEINBERGER Sabine		 AUT	0,00	0,000	
16.	86	NEMETHOVÁ Michaela		 SVK	0,00	0,000	
17.	87	GURSKÁ Lucia		 SVK	0,00	0,000	
18.	88	SVIRBUTAVICIUTE Ugne Gabija		 LIT	0,00	0,000	
19.	89	MIKSTEINE Vilma		 LIT	0,00	0,000	

Event 1 - 9, All Round











Men

Rank	Start No.	Name	Category	Nation	D1-7	D8	D9	TOTAL
1.	1	MAIRE-HENSGE Heinz		 GER	840,260	90	152,835	1083,095
2.	2	NAGEL Jens		 GER	840,685	80	147,915	1068,600
3.	22	TARGOSZ Włodzimierz		 POL	832,070	70	148,035	1050,105
4.	26	LUXA Jan		 CZE	836,945	75	135,135	1047,080
5.	5	EBELING Olaf		 GER	809,685	90	146,520	1046,205
6.	15	KLÄUSLER Markus		 SUI	808,435	90	143,550	1041,985
7.	28	LEXA Patrik		 CZE	839,930	80	120,930	1040,860
8.	30	KREJČÍ Miloslav		 CZE	831,085	65	140,505	1036,590
9.	19	KUZA Jacek		 POL	817,180	75	143,385	1035,565
10.	20	NOGA Marek		 POL	810,495	80	140,415	1030,910
11.	3	STEIN Ralf		 GER	794,445	80	154,080	1028,525
12.	29	KOBLIHA Karel		 CZE	822,325	75	130,830	1028,155
13.	9	MICHALIK Karol		 SVK	813,830	70	138,165	1021,995
14.	53	MITTEL Henry		 USA	789,720	80	151,515	1021,235
15.	27	LUXA Josef		 CZE	823,970	55	141,000	1019,970
16.	10	MÉSZÁROS Jan		 SVK	811,110	70	135,300	1016,410
17.	31	HNÍZDIL Michal		 CZE	811,025	70	127,350	1008,375
18.	12	KONKOL Pavol		 SVK	778,875	55	142,605	976,480
19.	23	PAPRZYCKI Janusz		 POL	755,780	75	143,115	973,895
20.	46	KRANSBERG Gustav		 SWE	758,120	95	113,250	966,370
21.	60	OKAMOTO Kenji		 JPN	756,125	65	142,275	963,400
22.	14	MÉSZÁROS Juraj		 SVK	766,650	70	117,885	954,535
23.	17	LUSSI Gerhardt		 SUI	740,200	75	131,595	946,795
24.	6	BRÖSCH Michael		 GER	792,770	0	146,985	939,755
25.	36	BAGUE Presas Rafael		 ESP	729,100	60	136,620	925,720
26.	37	HERNÁNDEZ González Leonardo		 ESP	698,560	65	151,395	914,955
27.	16	SCHWARZ Markus		 SUI	654,185	95	121,560	870,745
28.	44	ERICSON Lars-Eric		 SWE	667,855	70	132,000	869,855
29.	39	RÓDENAS Chinae Pedro J.		 ESP	693,740	30	143,505	867,245
30.	21	STOPA Pavel		 POL	788,325	60	0,000	848,325
31.	11	MIKULA Karol		 SVK	783,010	40	0,000	823,010
32.	61	KATO Shinji		 JPN	595,250	65	151,380	811,630
33.	45	ERICSON Ola		 SWE	654,365	0	155,685	810,050
34.	4	VISSER Wiebold		 GER	805,060	0	0,000	805,060
35.	18	HÄSSIG Reto		 SUI	742,155	0	0,000	742,155
36.	24	GRYWOCZ Damian		 POL	732,080	0	0,000	732,080
37.	33	GATTERMAIER Werner		 AUT	728,745	0	0,000	728,745
38.	38	CASALS Cano Jorge		 ESP	537,904	40	147,180	725,084
39.	13	VALÁŠEK Tomáš		 SVK	703,105	0	0,000	703,105
40.	55	GUSTAVSEN Thorgeir		 NOR	687,050	0	0,000	687,050
41.	59	MILLER Andy		 GBR	440,195	0	142,995	583,190
42.	48	POPOVIČ Marko		 CRO	486,775	85	0,000	571,775
43.	47	WÄNLUND Håkan		 SWE	523,620	45	0,000	568,620
44.	63	KITAGAWA Tatsuhisa		 JPN	366,015	30	139,590	535,605
45.	62	OBARA Seiji		 JPN	521,010	0	0,000	521,010
46.	50	OŽBOLT Goran		 CRO	516,285	0	0,000	516,285
47.	58	HOWLETT Colin		 GBR	356,345	0	152,925	509,270
48.	32	LAY Gerhard		 AUT	465,405	40	0,000	505,405
49.	70	SVIRBUTAVICIUS Marijonas		 LIT	503,460	0	0,000	503,460
50.	43	STEVANOVIĆ Dušan		 SLO	495,975	0	0,000	495,975
51.	49	TURK Marino		 CRO	462,060	30	0,000	492,060
52.	52	KAVELJ Petar		 CRO	489,020	0	0,000	489,020
53.	68	PRISMANTAS Kristupas		 LIT	480,010	0	0,000	480,010
54.	67	ROMANOVSKIS Aleksandras		 LIT	477,050	0	0,000	477,050
55.	51	BROVET Bruno		 CRO	473,625	0	0,000	473,625
56.	34	MEINDL Harald		 AUT	445,235	0	0,000	445,235
57.	42	SOTENŠEK Tomo		 SLO	441,435	0	0,000	441,435
58.	35	MEINDL Gerhard		 AUT	438,435	0	0,000	438,435
59.	41	FEAJARDO Julia Alejandro		 ESP	283,830	0	150,840	434,670
60.	64	TATESHIMA Tatsuya		 JPN	244,545	30	150,150	424,695
61.	65	MURAYAMA Hiroshi		 JPN	265,875	0	152,085	417,960
62.	56	HARALD Okern Jensen		 NOR	409,035	0	0,000	409,035
63.	69	VAITOSKA Pranas		 LIT	367,100	0	0,000	367,100
64.	54	PAGANI Edoardo		 ITA	318,465	0	0,000	318,465
65.	40	FERRAN Valles Vicent		 ESP	260,250	0	0,000	260,250
66.	25	KITA Jan		 POL	0,000	90	152,850	242,850
67.	8	NEUMANN Jan		 GER	0,000	85	150,450	235,450
68.	66	NOZAKA Motomichi		 JPN	0,000	45	115,845	160,845
69.	7	BRUDER Klaus-Jürgen		 GER	0,000	75	0,000	75,000








Event 1 - 5,8-9 All Round
Ladies

Rank	Start No.	Name	Category	Nation	D1-5	D8	D9	TOTAL
1.	83	KUZA Magdalena		 POL	480,700	90	134,205	704,905
2.	74	MAISEL Jana		 GER	487,995	80	135,390	703,385
3.	76	OPITZ Verena		 GER	470,665	90	125,790	686,455
4.	73	BRONČKOVÁ Jana		 CZE	487,860	60	129,060	676,920
5.	71	HAVELKOVÁ Tereza		 CZE	485,330	75	113,790	674,120
6.	81	KLÄUSLER Alena		 AUT	465,820	75	114,450	655,270
7.	72	MÍKOVÁ Barbora		 CZE	486,870	50	115,650	652,520
8.	75	DÜRRWALD Sabrina		 GER	485,830	50	116,385	652,215
9.	84	PECYNA Natalia		 POL	436,335	65	117,270	618,605
10.	85	KRZYZANOWSKA Paulina		 POL	421,425	70	114,840	606,265
11.	86	NEMETHOVÁ Michaela		 SVK	436,675	45	0,000	481,675
12.	77	MORILD Linea		 SWE	396,185	55	0,000	451,185
13.	88	SVIRBUTAVICIUTE Ugne Gabija		 LIT	436,715	0	0,000	436,715
14.	79	ERENT Rebeka		 CRO	407,135	0	0,000	407,135
15.	82	STEINBERGER Sabine		 AUT	384,135	0	0,000	384,135
16.	89	MIKSTEINE Vilma		 LIT	370,580	0	0,000	370,580
17.	87	GURSKÁ Lucia		 SVK	354,015	0	0,000	354,015
18.	80	MEDIČ Azra		 CRO	350,450	0	0,000	350,450
19.	78	JOSEPHSEN Christine		 NOR	254,040	0	0,000	254,040

Team Results 5 Camp
Men

Rank	Nation	Name 1	Points	Name 2	Points	Name 3	Points	Name 4	Points	Teamscore
1	 CZE	LUXA Jan	525,075	LUXA Josef	503,045	LEXA Patrik	524,690	KOBLIHA Karel	511,115	2063,925
2	 POL	KUZA Jacek	513,680	NOGA Marek	516,500	STOPA Pavel	495,275	TARGOSZ Włodzimierz	528,945	2054,400
3	 GER	MAIRE-HENSGE Heinz	520,100	NAGEL Jens	526,415	STEIN Ralf	501,155	VISSER Wiebold	494,785	2042,455
4	 SVK	MICHALIK Karol	507,690	MÉSZÁROS Jan	513,080	MIKULA Karol	488,365	MÉSZÁROS Juraj	487,895	1997,030
5	 CHE	KLÄUSLER Markus	507,575	SCHWARZ Markus	502,535	LÜSSI Gerhardt	486,535	HÄSSIG Reto	462,530	1959,175
6	 CRO	POPOVIČ Marko	486,775	TURK Marino	462,060	OŽBOLT Goran	516,285	BROVET Bruno	473,625	1938,745
7	 LIT	ROMANOVSKIS Aleksandras	477,050	PRISMANTA S Kristupas	480,010	VAITOSKA Pranas	367,100	SVIRBUTAVICIUS Marijonas	503,460	1827,620
8	 AUT	LAY Gerhard	465,405	GATTERMAIER Werner	454,055	MEINDL Harald	445,235	MEINDL Gerhard	438,435	1803,130
9	 SWE	ERICSON Lars-Eric	351,010	ERICSON Olaf	412,585	KRANSBERG Gustav	475,850	WÄNLUND Håkan	378,600	1618,045
10	 ESP	BAGUE Presas Rafael	454,000	CASALS Cano Jorge	290,909	RÓDENAS Chinae Pedro J.	420,335	HERNÁNDEZ Gonzales Leonardo	426,320	1591,564

Team Results 5 Camp
Ladies

Rank	Nation	Name 1	Points	Name 2	Points	Teamscore
1	 GER	MAISEL Jana	487,995	DÜRRWALD Sabrina	485,830	973,825
2	 CZE	BRONČKOVÁ Jana	487,860	HAVELKOVÁ Tereza	485,330	973,190
3	 POL	KUZA Magdalena	480,700	PECYNA Natalia	436,335	917,035
4	 AUT	KLÄUSLER Alena	465,820	STEINBERGER Sabine	384,135	849,955
5	 LIT	SVIRBUTAVICIUTE Ugne	436,715	MIKSTIENE Vilma	370,580	807,295
6	 SVK	MÉMETHOVÁ Michaela	436,675	GURSKÁ Lucia	354,015	790,690
7	 CRO	ERENT Rebeka	407,135	MEDIČ Azra	350,450	757,585